

How to Display All Databases Created by the User in MariaDB?

written by sysadmin | 13 September 2025

By default, in MariaDB, 4 databases are automatically created by the database system, namely **information_schema**, **mysql**, **performance_schema**, and **sys**. But I just want to display a database created by the user and not the default system databases.

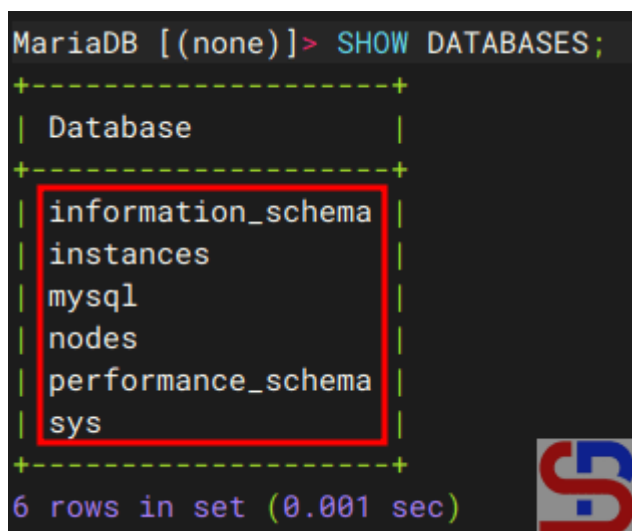
Problem

How to display all databases created by the user in MariaDB?

Solution

If you use the **show databases** command after you access successfully accessing MariaDB, it will display all databases created by the user and default system databases, as shown below:

```
MariaDB [(none)]> SHOW DATABASES;
+-----+
| Database |
+-----+
| information_schema |
| instances         |
| mysql             |
| nodes             |
| performance_schema |
| sys                |
+-----+
6 rows in set (0.001 sec)
```



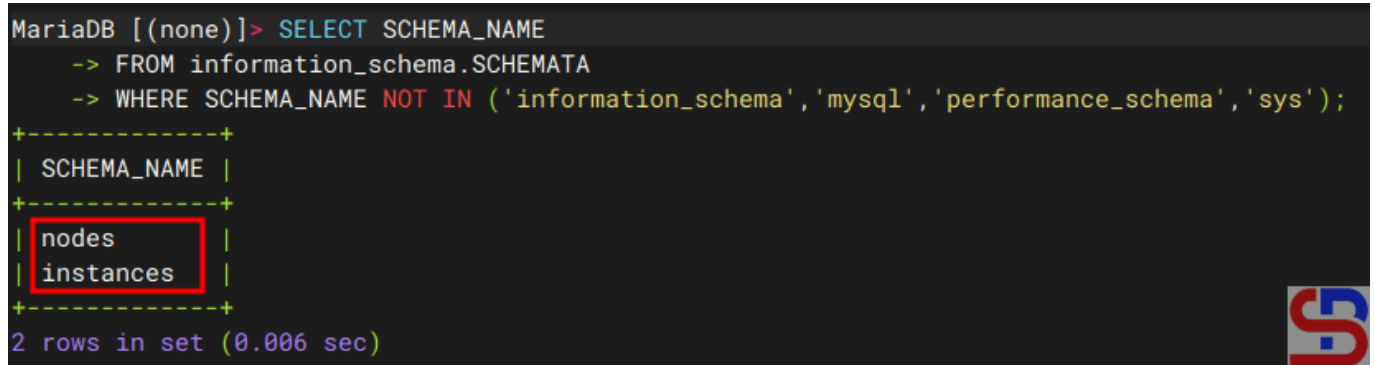
Display all databases

If you want to list only User-Created Databases, you can use a query as below:

```
SELECT SCHEMA_NAME
FROM information_schema.SCHEMATA
WHERE SCHEMA_NAME NOT IN
('information_schema','mysql','performance_schema','sys');
```

and it will display like the image below:

```
MariaDB [(none)]> SELECT SCHEMA_NAME
-> FROM information_schema.SCHEMATA
-> WHERE SCHEMA_NAME NOT IN ('information_schema','mysql','performance_schema','sys');
+-----+
| SCHEMA_NAME |
+-----+
| nodes       |
| instances   |
+-----+
2 rows in set (0.006 sec)
```



Display only User-Created Databases

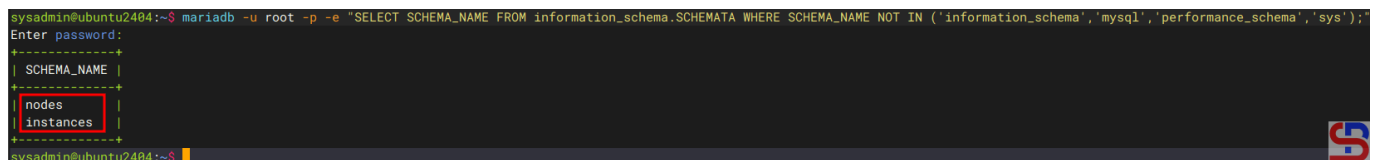
Note

If you want to run the Linux command to display all databases created by the user only, use the command below:

```
mysql -u root -p -e "SELECT SCHEMA_NAME FROM information_schema.SCHEMATA
WHERE SCHEMA_NAME NOT IN
('information_schema','mysql','performance_schema','sys');"
```

And you will see the result like the image below:

```
sysadmin@ubuntu2404:~$ mariadb -u root -p -e "SELECT SCHEMA_NAME FROM information_schema.SCHEMATA WHERE SCHEMA_NAME NOT IN ('information_schema','mysql','performance_schema','sys');
Enter password:
+-----+
| SCHEMA_NAME |
+-----+
| nodes       |
| instances   |
+-----+
sysadmin@ubuntu2404:~$
```



Display only User-Created Databases using the Linux command

References

- stackoverflow.com
- kinsta.com